

castle

PRIVATE EQUITY

In USD and unaudited, unless otherwise stated

NAV update as at 31 August 2017

Monthly net return	+1.4%
Year to date* net return	7.5%
NAV per share**	18.24
NAV per share in CHF**	17.54

Share price as at 31 August 2017

Price in CHF	16.50
Year to date price return in CHF	7.5%
Premium / discount in CHF	-5.9%

Portfolio information

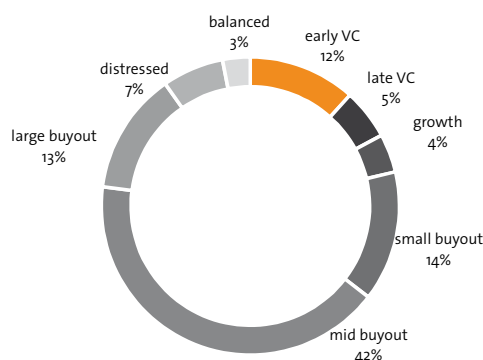
Net asset value (USD million)	452.6
Private equity assets (USD million)	271.7
Investment degree	60.0%
Net liquidity*** (USD million)	180.9
Net liquidity*** monthly change (USD million)	9.4
Uncalled commitments (USD million)	51.0
Uncalled commitments (% of NAV)	11.3%
Shares in circulation (million, net of treasury and 2 nd line)	24.812
CHF / USD exchange rate	0.96

*from audited December NAV

**adjusted for capital repayments (CHF 0.75 cents on May 23 2013, CHF 1.25 on December 6 2013, CHF 1.25 on May 22 2014 and CHF 1.40 on December 5 2014)

***cash + short-term assets - bank debt and other liabilities

NAV by investment stage as at 31 August 2017



Monthly report – August 2017

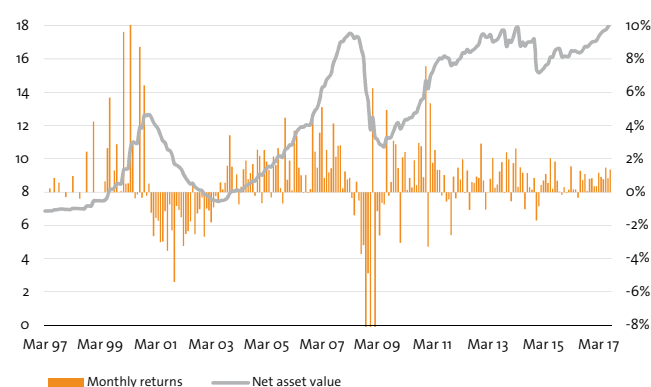
CastlePE's net asset value increased by 1.4 per cent during August. The positive monthly investment result was driven by valuation increases and exits throughout the portfolio, namely the write up in valuation for Symphony Health by STG III and Walkme by Mangrove III.

The investment result was further supported by the 0.8 per cent increase in the Euro versus the Dollar.

August's cash flows were once again very favourable: CastlePE received distributions of almost USD 9.7 million, primarily driven by the realisation of Senco by Wynnchurch II and the recapitalisation of Woongjin Foods by Hahn & Co I during the month. Overall investment outflows in the month stopped at less than USD 0.3 million. Uncalled capital was unchanged at USD 51 million or 11.3 per cent of net asset value during the month.

During August, USD 4.0 million was used to purchase 176,000 shares on the second line buyback program.

NAV performance in USD from April 1997 to August 2017



Monthly net returns (%), NAV per share (incl. dividends) in USD (from April 1997 to August 2017)

	Jan	Feb	Mar	Apr	May	Jun	Jul	Aug	Sep	Oct	Nov	Dec	YTD
2017	0.36	0.36	1.17	0.92	0.78	1.47	0.84	1.36					7.49
2016	-0.05	0.15	1.55	0.17	0.17	-0.32	1.29	0.73	1.09	0.07	0.80	0.85	6.68
2015	-0.86	0.44	0.70	1.09	0.55	2.04	0.21	1.84	0.69	0.03	-0.16	0.30	7.07
2014	-0.54	1.76	2.64	0.32	1.50	1.17	-1.02	1.15	0.30	0.15	0.86	-1.70	6.71
2013	0.70	-1.04	0.02	0.80	2.06	0.27	0.47	1.24	1.81	-0.05	2.41	1.98	11.12
2012	-0.36	1.48	0.77	1.97	-0.03	1.30	-1.05	0.61	0.55	0.94	0.86	2.93	10.35
2011	-3.27	5.34	1.76	2.54	1.35	1.34	-0.20	1.03	-0.55	-0.42	-2.59	0.94	7.20
2010	-3.05	2.09	2.43	0.12	0.87	0.28	1.92	0.42	2.97	2.78	0.90	7.59	20.73
2009	6.25	-9.55	-1.14	-2.60	-0.64	-0.74	4.94	-0.22	0.62	3.10	2.89	1.45	3.48
2008	1.25	0.76	0.86	-0.35	-1.40	0.64	-0.51	-3.72	-3.17	-11.87	-4.87	-12.79	-30.99
2007	1.48	3.57	5.12	0.86	2.54	1.19	1.45	4.13	2.13	2.78	2.82	0.23	32.13
2006	1.90	0.11	3.69	3.39	1.47	1.01	-0.04	1.03	-0.05	0.18	4.52	2.44	21.37
2005	-0.66	2.53	1.85	1.35	-0.32	2.16	1.64	2.66	0.24	-0.68	4.48	0.75	17.07
2004	0.10	1.07	-0.74	0.32	1.39	1.90	0.79	1.15	1.70	-0.21	2.55	2.20	12.86
2003	-0.98	-1.10	-1.81	-0.91	-0.24	-0.61	0.59	0.17	0.57	1.60	3.42	1.54	2.14
2002	-1.06	-1.51	-3.24	-2.51	-2.33	-1.76	0.44	-2.53	-1.28	-1.03	-0.31	-2.68	-18.14
2001	-1.24	-2.64	-1.54	-1.72	-3.01	-2.96	-1.14	-3.52	-0.73	-2.30	-5.40	-0.82	-24.00
2000	9.64	0.52	0.54	13.18	3.03	-0.36	-0.14	8.75	-0.34	6.43	-0.21	0.52	48.74
1999	0.00	0.00	0.00	0.00	0.64	2.66	5.70	0.01	1.30	2.89	0.02	0.06	13.92
1998	0.00	0.00	0.98	0.00	0.00	-0.38	0.00	0.00	2.44	0.00	0.00	4.25	7.43
1997				0.00	0.22	0.00	0.87	0.00	0.58	0.00	0.00	-0.29	1.38

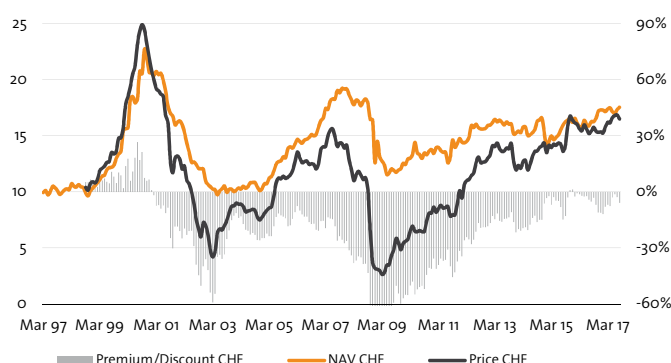
Source: LGT CP / Bloomberg

¹ With a cut-off date for the December audited financial statements in March, a significant part of December valuations reflected in the January and February reports has been reflected in the audited December NAV of the previous year.

Please see disclaimer on the last page of this document.

NAV, price and premium/discount

Listing to August 2017, in CHF



Key facts

Investment manager

LGT Private Equity Advisers

Investment adviser

LGT Capital Partners

Custodian*

BNP Paribas Fund Administration Services Ireland Limited

Auditor

PricewaterhouseCoopers

Swiss legal counsel

Niederer Kraft & Frey

Fees

1.0% management fee and 10% performance fee (subject to high watermark of USD 885.2 million)

Market quote

Quoted and traded daily in CHF on SIX

Listing date

CHF: 7 September 1998

ISIN/Valor

CH004885474

Bloomberg

CHF: CPEN SW

*of the company's main subsidiary in Ireland

Company structure

Castle Private Equity AG ("the Company") is a joint stock corporation established for an indefinite period in the Canton of Schwyz, Switzerland, by deed dated 19 July 1997. The Company's shares have been listed in Swiss Francs on the SIX Swiss Exchange since 7 September 1998 and in US Dollars since 21 January 2002. Trading in CastlePE's USD shares was discontinued on 31 October 2016.

On 30 May 2017, the Company announced that each shareholder would be granted, free of charge, 1 tradeable put option for each registered share held. Every 20 put options entitled shareholders to tender 1 registered share. 1,084,131 registered shares were tendered to the company on 22 June 2017.

Furthermore, following the termination of the buyback via issuance of tradable put options, the Board of Directors of Castle Private Equity Ltd. decided to launch a new share buyback programme on a second trading line at SIX Swiss Exchange. It started on 26 June 2017 (first trading day) and a maximum of 1,548,264 registered shares (maximum 5.30% of the share capital and voting rights registered in the commercial register resp. 5.88% of the share capital and voting rights after the intended capital reduction) will be purchased for cancellation purposes.

As of 31 August 2017, Castle held 1,861,713 shares from previous 2nd line buyback programs, 2,278,045 shares tendered through the issuance of put options and 276,880 shares from the current 2nd line buyback program.

Swiss Security Number: 4885474

Board of directors

Gilbert Chalk (Chairman)

Konrad Baechinger (Deputy Chairman)

Thomas Amstutz

Marcel Erni

Robert Knapp

Heinz Nipp

Addresses

Castle Private Equity AG

Schuetzenstrasse 6, CH-8808 Pfaeffikon SZ, Switzerland

LGT Private Equity Advisers AG

Herrengasse 12, 9490 Vaduz, Principality of Liechtenstein

LGT Capital Partners Ltd

Schuetzenstrasse 6, CH-8808 Pfaeffikon SZ, Switzerland

LGT Capital Partners (UK) Ltd

35 Dover Street, London W1S 4NQ, United Kingdom

For further information, please contact

Benedikt Meyer, GM, tel. +41 (0) 55 415 9710

Disclaimer

This document is for the intended recipient only and may not be passed on or disclosed to any other person. This document is solely for information purposes and does not constitute an offer to sell or an invitation to invest. In particular, it does not constitute an offer or solicitation in any jurisdiction where it is unlawful or where the person making the offer or solicitation is not qualified to do so or the recipient may not lawfully receive any such offer or solicitation. It is the responsibility of any person in possession of this document to inform themselves of, and to observe, all applicable laws and regulations of relevant jurisdictions.

The information and any opinions contained herein have been obtained from or are based on sources which are believed to be reliable, but their accuracy cannot be guaranteed. No responsibility can be accepted for any consequential loss from this information. Prospective investors should rely only on the information contained in the Company's prospectus. Prospective investors should also inform themselves, and should take appropriate advice, on the legal requirements and as to the possible tax consequences, foreign exchange restrictions or exchange control requirements that they may encounter under the laws of the countries of their citizenship, residence or domicile and that may be relevant to the subscription, purchase, holding, exchange, redemption or disposal of any investments. Performance numbers shown are records of past performance and not an indication of future performance. See also <http://www.castlepe.com/en/cpe/disclaimer.html>