

In USD and unaudited, unless otherwise stated

NAV update as at 31 August 2019	
Monthly net return	+0.3%
Year to date* net return	1.0%
NAV per share	14.90
NAV per share in CHF	14.74
Share price as at 31 August 2019	
Price in CHF	14.35
Year to date price return in CHF	-11.4%
Premium / discount in CHF	-2.7%
Portfolio information	
Net asset value (USD million)	157.9
Private equity assets (USD million)	145.2
Investment degree	92.0%
Net liquidity** (USD million)	12.7
Net liquidity** monthly change (USD million)	1.0
Uncalled commitments (USD million)	45.8
Uncalled commitments (% of NAV)	29.0%
Shares in circulation (million, net of buybacks)	10.594
CHF / USD exchange rate	0.99

*from audited December NAV. Adjusted for distributions and options
 **cash + short-term assets - bank debt and other liabilities

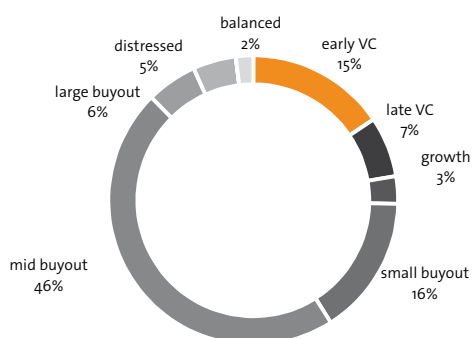
CastlePE's net asset value increased by 0.3 per cent during August. The positive monthly investment result was mainly driven by exits and valuation increases throughout the portfolio, namely the write-up in the valuation of Insurity and Palomar by Genstar V.

The investment result was reduced by the 1.1 per cent decrease in the value of the Euro versus the Dollar during the month resulting in an unrealised currency loss of USD 0.5 million.

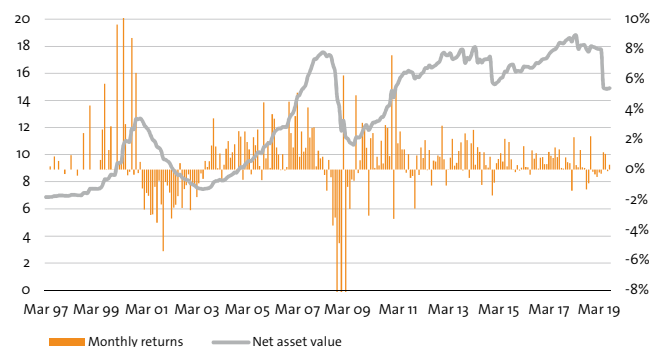
August's cash flows were favourable: CastlePE received distributions of over USD 1.5 million, largely generated by the sale of the remaining shares in Wugu by SAIF III, while overall investment outflows in the month were less than USD 0.1 million. Uncalled capital ended the month at USD 46 million or 29.0 per cent of net asset value.

During August, USD 0.4 million was used to purchase 28,500 shares on the second line buyback program.

NAV by investment stage as at 31 August 2019



NAV performance in USD from April 1997 to August 2019



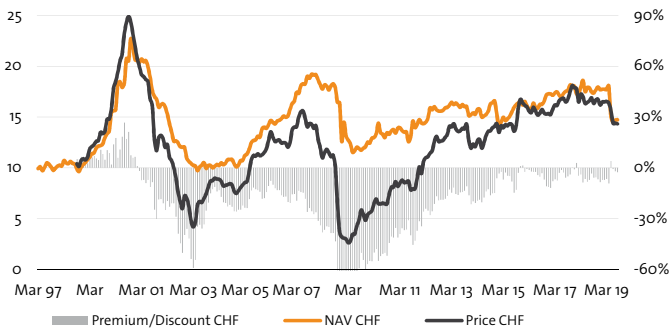
Monthly net returns (%), NAV in USD (from April 1997 to August 2019)

	Jan	Feb	Mar	Apr	May	Jun	Jul	Aug	Sep	Oct	Nov	Dec	YTD
2019	-0.31	-0.48	-0.19	-0.26	1.20	1.05	-0.09	0.33					0.99
2018	0.44	-1.40	2.17	0.31	0.15	1.32	0.11	0.09	-1.69	-1.02	2.21	-0.14	5.25
2017	0.36	0.36	1.17	0.92	0.78	1.47	0.84	1.36	0.11	0.08	0.82	0.51	9.13
2016	-0.05	0.15	1.55	0.17	0.17	-0.32	1.29	0.73	1.09	0.07	0.80	0.85	6.68
2015	-0.86	0.44	0.70	1.09	0.55	2.04	0.21	1.84	0.69	0.03	-0.16	0.30	7.07
2014	-0.54	1.76	2.64	0.32	1.50	1.17	-1.02	1.15	0.30	0.15	0.86	-1.70	6.71
2013	0.70	-1.04	0.02	0.80	2.06	0.27	0.47	1.24	1.81	-0.05	2.41	1.98	11.12
2012	-0.36	1.48	0.77	1.97	-0.03	1.30	-1.05	0.61	0.55	0.94	0.86	2.93	10.35
2011	-3.27	5.34	1.76	2.54	1.35	1.34	-0.20	1.03	-0.55	-0.42	-2.59	0.94	7.20
2010	-3.05	2.09	2.43	0.12	0.87	0.28	1.92	0.42	2.97	2.78	0.90	7.59	20.73
2009	6.25	-9.55	-1.14	-2.60	-0.64	-0.74	4.94	-0.22	0.62	3.10	2.89	1.45	3.48
2008	1.25	0.76	0.86	-0.35	-1.40	0.64	-0.51	-3.72	-3.17	-11.87	-4.87	-12.79	-30.99
2007	1.48	3.57	5.12	0.86	2.54	1.19	1.45	4.13	2.13	2.78	2.82	0.23	32.13
2006	1.90	0.11	3.69	3.39	1.47	1.01	-0.04	1.03	-0.05	0.18	4.52	2.44	21.37
2005	-0.66	2.53	1.85	1.35	-0.32	2.16	1.64	2.66	0.24	-0.68	4.48	0.75	17.07
2004	0.10	1.07	-0.74	0.32	1.39	1.90	0.79	1.15	1.70	-0.21	2.55	2.20	12.86
2003	-0.98	-1.10	-1.81	-0.91	-0.24	-0.61	0.59	0.17	0.57	1.60	3.42	1.54	2.14
2002	-1.06	-1.51	-3.24	-2.51	-2.33	-1.76	0.44	-2.53	-1.28	-1.03	-0.31	-2.68	-18.14
2001	-1.24	-2.64	-1.54	-1.72	-3.01	-2.96	-1.14	-3.52	-0.73	-2.30	-5.40	-0.82	-24.00
2000	9.64	0.52	0.54	13.18	3.03	-0.36	-0.14	8.75	-0.34	6.43	-0.21	0.52	48.74
1999	0.00	0.00	0.00	0.00	0.64	2.66	5.70	0.01	1.30	2.89	0.02	0.06	13.92
1998	0.00	0.00	0.98	0.00	0.00	-0.38	0.00	0.00	2.44	0.00	0.00	4.25	7.43
1997			0.00	0.22	0.00	0.87	0.00	0.00	0.58	0.00	0.00	-0.29	1.38

Source: LGT CP / Bloomberg

¹ With a cut-off date for the December audited financial statements in March, a significant part of December valuations reflected in the January and February reports has been reflected in the audited December NAV of the previous year. Please see disclaimer on the last page of this document.

NAV, price and premium/discount Listing to August 2019, in CHF



Key facts

Investment manager

LGT Private Equity Advisers

Investment adviser

LGT Capital Partners

Custodian*

BNP Paribas Fund Administration Services Ireland Limited

Auditor

PricewaterhouseCoopers

Swiss legal counsel

Niederer Kraft & Frey

Fees

1.0% management fee and 10% performance fee (subject to high watermark of USD 932.8 million)

Market quote

Quoted and traded daily in CHF on SIX

Listing date

CHF: 7 September 1998

ISIN/Valor

CH004885474

Bloomberg

CHF: CPEN SW

*of the company's main subsidiary in Ireland

Company structure

Castle Private Equity AG ("the Company") is a joint stock corporation established for an indefinite period in the Canton of Schwyz, Switzerland, by deed dated 19 July 1997. The Company's shares have been listed in Swiss Francs on the SIX Swiss Exchange since 7 September 1998 and in US Dollars since 21 January 2002. Trading in CastlePE's USD shares was discontinued on 31 October 2016.

On 21 May 2019 Castle Private Equity Ltd. announced a share buyback programme by issuing put options tradable on SIX Swiss Exchange. Every 20 put options entitled shareholders to tender one registered share at the exercise price of CHF 20.00. In total, 547,654 registered shares were tendered. Furthermore, following the termination of the buyback via issuance of tradable put options, the Board of Directors of Castle Private Equity Ltd. decided to launch a new share buyback programme on a second trading line at SIX Swiss Exchange. It started on 14 June 2019 and a maximum of 578,598 registered shares (maximum 3.21% of the share capital and voting rights registered in the commercial register) will be purchased for cancellation purposes.

As of 31 August 2019, Castle held 579,183 shares from previous buyback programs and 89,700 shares from the current buyback program.

Swiss Security Number: 4885474

Board of directors

Gilbert Chalk (Chairman)

Konrad Baechinger (Deputy Chairman)

Thomas Amstutz

Heinz Nipp

Address

Castle Private Equity AG

Schuetzenstrasse 6, CH-8808 Pfaeffikon SZ, Switzerland

For further information, please contact

Benedikt Meyer, GM, tel. +41 (0) 55 415 9710

Disclaimer

This document is for the intended recipient only and may not be passed on or disclosed to any other person. This document is solely for information purposes and does not constitute an offer to sell or an invitation to invest. In particular, it does not constitute an offer or solicitation in any jurisdiction where it is unlawful or where the person making the offer or solicitation is not qualified to do so or the recipient may not lawfully receive any such offer or solicitation. It is the responsibility of any person in possession of this document to inform themselves of, and to observe, all applicable laws and regulations of relevant jurisdictions.

The information and any opinions contained herein have been obtained from or are based on sources which are believed to be reliable, but their accuracy cannot be guaranteed. No responsibility can be accepted for any consequential loss from this information. Prospective investors should rely only on the information contained in the Company's prospectus. Prospective investors should also inform themselves, and should take appropriate advice, on the legal requirements and as to the possible tax consequences, foreign exchange restrictions or exchange control requirements that they may encounter under the laws of the countries of their citizenship, residence or domicile and that may be relevant to the subscription, purchase, holding, exchange, redemption or disposal of any investments. Performance numbers shown are records of past performance and not an indication of future performance. See also <http://www.castlepe.com/en/cpe/disclaimer.html>