

castle

PRIVATE EQUITY

In USD and unaudited, unless otherwise stated

NAV update as at 30 June 2016

Monthly net return	-0.3%
Year to date* net return	1.7%
NAV per share**	16.40
NAV per share in CHF**	15.98

Share price as at 30 June 2016

Price	16.20
Year to date net return	1.3%
Premium / discount	-1.2%
Price in CHF	15.60
Year to date price return in CHF	-4.9%
Premium / discount in CHF	-2.4%

Portfolio information

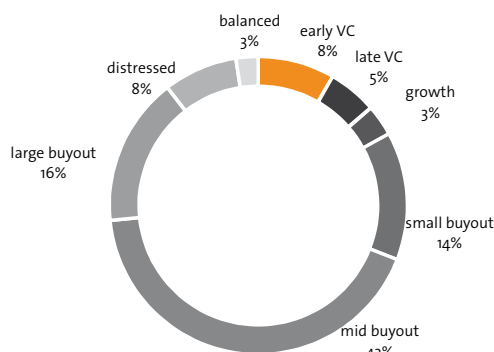
Net asset value (USD million)	476.8
Private equity assets (USD million)	376.4
Investment degree	79.0%
Net liquidity*** (USD million)	100.3
Net liquidity*** monthly change (USD million)	9.3
Uncalled commitments (USD million)	53.1
Uncalled commitments (% of NAV)	11.1%
Shares in circulation (million, net of treasury and 2 nd line)	29.063
CHF / USD exchange rate	0.9739

*from audited December NAV

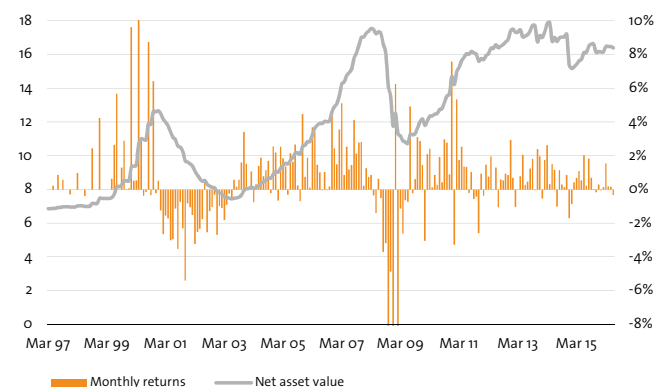
**adjusted for capital repayments (CHF 0.75 cents on May 23 2013, CHF 1.25 on December 6 2013, CHF 1.25 on May 22 2014 and CHF 1.40 on December 5 2014)

***cash + short-term assets - bank debt and other liabilities

NAV by investment stage as at 30 June 2016



NAV performance in USD from April 1997 to June 2016



Monthly net returns (%), NAV per share (net of dividends) in USD (from April 1997 to June 2016)

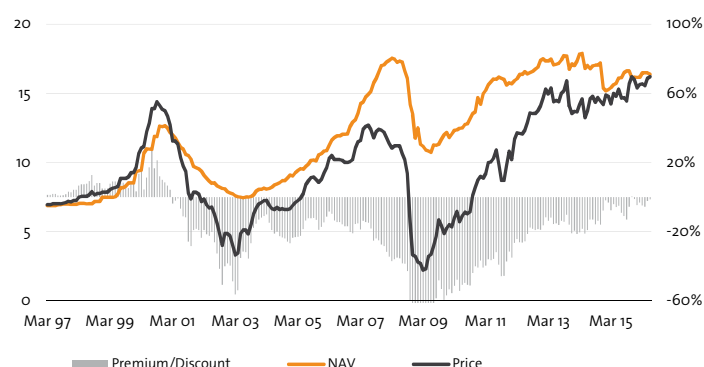
	Jan	Feb	Mar	Apr	May	Jun	Jul	Aug	Sep	Oct	Nov	Dec	YTD
2016	-0.05	0.15	1.55	0.17	0.17	-0.32							1.67
2015	-0.86	0.44	0.70	1.09	0.55	2.04	1.84	0.69	0.03	-0.16	0.30		7.07
2014	-0.54	1.76	2.64	0.32	1.50	1.17	-1.02	1.15	0.30	0.15	0.86	-1.70	6.71
2013	0.70	-1.04	0.02	0.80	2.06	0.27	0.47	1.24	1.81	-0.05	2.41	1.98	11.12
2012	-0.36	1.48	0.77	1.97	-0.03	1.30	-1.05	0.61	0.55	0.94	0.86	2.93	10.35
2011	-3.27	5.34	1.76	2.54	1.35	1.34	-0.20	1.03	-0.55	-0.42	-2.59	0.94	7.20
2010	-3.05	2.09	2.43	0.12	0.87	0.28	1.92	0.42	2.97	2.78	0.90	7.59	20.73
2009	6.25	-9.55	-1.14	-2.60	-0.64	-0.74	4.94	-0.22	0.62	3.10	2.89	1.45	3.48
2008	1.25	0.76	0.86	-0.35	-1.40	0.64	-0.51	-3.72	-3.17	-11.87	-4.87	-12.79	-30.99
2007	1.48	3.57	5.12	0.86	2.54	1.19	1.45	4.13	2.13	2.78	2.82	0.23	32.13
2006	1.90	0.11	3.69	3.39	1.47	1.01	-0.04	1.03	-0.05	0.18	4.52	2.44	21.37
2005	-0.66	2.53	1.85	1.35	-0.32	2.16	1.64	2.66	0.24	-0.68	4.48	0.75	17.07
2004	0.10	1.07	-0.74	0.32	1.39	1.90	0.79	1.15	1.70	-0.21	2.55	2.20	12.86
2003	-0.98	-1.10	-1.81	-0.91	-0.24	-0.61	0.59	0.17	0.57	1.60	3.42	1.54	2.14
2002	-1.06	-1.51	-3.24	-2.51	-2.33	-1.76	0.44	-2.53	-1.28	-1.03	-0.31	-2.68	-18.14
2001	-1.24	-2.64	-1.54	-1.72	-3.01	-2.96	-1.14	-3.52	-0.73	-2.30	-5.40	-0.82	-24.00
2000	9.64	0.52	0.54	13.18	3.03	-0.36	-0.14	8.75	-0.34	6.43	-0.21	0.52	48.74
1999	0.00	0.00	0.00	0.00	0.64	2.66	5.70	0.01	1.30	2.89	0.02	0.06	13.92
1998	0.00	0.00	0.98	0.00	0.00	-0.38	0.00	0.00	2.44	0.00	0.00	4.25	7.43
1997				0.00	0.22	0.00	0.87	0.00	0.58	0.00	0.00	-0.29	1.38

Source: LGT CP / Bloomberg

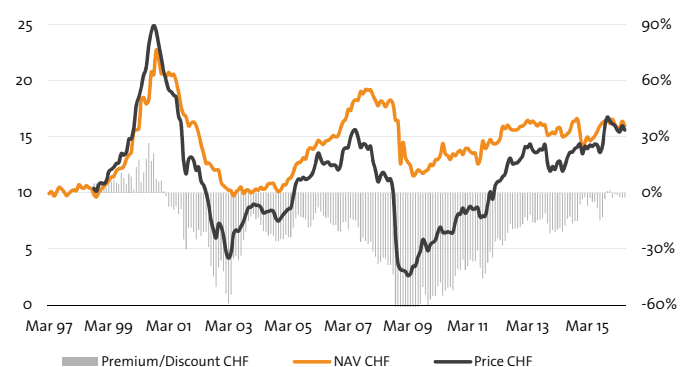
1 With a cut-off date for the December audited financial statements in March, a significant part of December valuations reflected in the January and February reports has been reflected in the audited December NAV of the previous year.

Please see disclaimer on the last page of this document.

NAV, price and premium/discount
Listing to June 2016, in USD



NAV, price and premium/discount
Listing to June 2016, in CHF



Key facts

Investment manager

LGT Private Equity Advisers

Investment adviser

LGT Capital Partners

Custodian*

BNP Paribas Fund Administration Services Ireland Limited

Auditor

PricewaterhouseCoopers

Swiss legal counsel

Niederer Kraft & Frey

Fees

1.0% management fee and 10% performance fee (subject to high watermark of USD 598.6 million)

Market quote

Quoted and traded daily in USD and CHF on SIX

Listing dates

CHF: 7 September 1998; USD: 21 January 2002

ISIN/Valor

CH0048854746 / 4885474

Bloomberg

USD: CPED SW

CHF: CPEN SW

*of the company's main subsidiary in Ireland

Company structure

Castle Private Equity AG ("the Company") is a joint stock corporation established for an indefinite period in the Canton of Schwyz, Switzerland, by deed dated 19 July 1997. The Company's shares have been listed in Swiss Francs on the SIX Swiss Exchange since 7 September 1998 and in US Dollars since 21 January 2002.

On 3 June 2013, the Company launched a share buyback program of up to 15.55 per cent of the Company's share capital. 1,900,000 shares purchased on the buyback program were cancelled on 12 August 2014. 2,166,000 shares purchased on the buyback program were cancelled on 6 August 2015. The Company announced the termination of the 2013-2014 buyback program on 12 October 2015.

On 12 October 2015, the Company announced that each shareholder would be granted, free of charge, 1 tradeable put option for each registered share held. Every 12 put options entitled shareholders to tender 1 registered share. 2,354,105 registered shares were tendered to the company on 29 October 2015.

As of 30 June 2016, Castle held 1,054,500 shares on the 2013-2014 buyback program, 2,354,105 shares tendered through the issuance of put options and 992,295 shares on the 2015 - 2016 buyback program.

Swiss Security Number: 4885474

Board of directors

Gilbert Chalk (Chairman)

Konrad Baechinger (Deputy Chairman)

Thomas Amstutz

Marcel Erni

Robert Knapp

Heinz Nipp

For further information, please contact

Benedikt Meyer, GM, tel. +41 (0) 55 415 9710

Addresses

Castle Private Equity AG

Schuetzenstrasse 6, CH-8808 Pfaeffikon SZ, Switzerland

LGT Private Equity Advisers AG

Herrengasse 12, 9490 Vaduz, Principality of Liechtenstein

LGT Capital Partners Ltd

Schuetzenstrasse 6, CH-8808 Pfaeffikon SZ, Switzerland

LGT Capital Partners (UK) Ltd

35 Dover Street, London W1S 4NQ, United Kingdom

Disclaimer

This document is for the intended recipient only and may not be passed on or disclosed to any other person. This document is solely for information purposes and does not constitute an offer to sell or an invitation to invest. In particular, it does not constitute an offer or solicitation in any jurisdiction where it is unlawful or where the person making the offer or solicitation is not qualified to do so or the recipient may not lawfully receive any such offer or solicitation. It is the responsibility of any person in possession of this document to inform themselves of, and to observe, all applicable laws and regulations of relevant jurisdictions.

The information and any opinions contained herein have been obtained from or are based on sources which are believed to be reliable, but their accuracy cannot be guaranteed. No responsibility can be accepted for any consequential loss from this information. Prospective investors should rely only on the information contained in the Company's prospectus. Prospective investors should also inform themselves, and should take appropriate advice, on the legal requirements and as to the possible tax consequences, foreign exchange restrictions or exchange control requirements that they may encounter under the laws of the countries of their citizenship, residence or domicile and that may be relevant to the subscription, purchase, holding, exchange, redemption or disposal of any investments. Performance numbers shown are records of past performance and not an indication of future performance. See also <http://www.castlepe.com/en/cpe/disclaimer.html>